




Fisherman's Knot



The Fisherman's Knot is used to join two equal sized lines together. To tie this knot lay the lines together with the working ends pointed in opposite directions. Then tie an overhand knot in the green line around the orange line. Notice the working end is pointing in the same direction. Then do the same with the orange line, tie an overhand knot around the green line. Again notice that the working end is still pointing in the same direction. To finish just pull the overhand knots together.

A variation of this knot is the Double Fisherman's Knot. To tie this variety you make two wraps when tying the overhand knot. With these extra turns this knot is sometimes called the Barrel Knot

